

Reading Connection

Tips for Reading Success


Beginning Edition

October 2014

Title I / Learning Assistance Programs

Book Picks

Read-aloud favorites



■ *Gaston* (Kelly DiPucchio)

Gaston, a bulldog, and Antoinette, a poodle, get mixed up at birth and are living with the wrong litters. But both dogs fit in with their new families, not even realizing how different they are. This cute story shows the meaning of family.

■ *Eric and Julieta: En el museo/ At the Museum* (Isabel Muñoz)

In this bilingual Spanish and English book, siblings Eric and Julieta go on a field trip to a museum. Julieta believes dragons are real, and her brother can't convince her otherwise. Will Julieta see dragons at the museum after all?



■ *The Way I Feel* (Janan Cain)

Here's a rhyming story that can help your child use words to express his emotions. He's sure to relate to many of the characters on the colorful pages, whether it's the one who feels silly and wears a goofy hat or the one who feels disappointed when a friend cancels a play date.



■ *How Did That Get in My Lunchbox? The Story of Food* (Chris Butterworth)

From sandwich bread to apple juice, this book shows how food gets from the farm to the grocery store and into kids' lunchboxes. For example, bread starts as wheat, and apples grow in orchards before being pressed to make juice. Includes tips for healthy eating.



Read, write, and stay active!

Children love to run, jump, and climb. So why not link reading and writing to your youngster's physical activities? She'll get exercise and practice literacy skills at the same time. Try these ideas.

Get inspired

Does your child like to tap dance, swim, or play soccer? Whatever her passion, use it to get her interested in different kinds of books. You could read her a story about a little girl who takes dance classes, a nonfiction book about Olympic swimming, or a biography of a soccer star. She might even discover a different style of dance or a new swim stroke to try.

Keep an activity log

Your youngster can work on writing by tracking her active play. Encourage her to record it in a notebook, including how long she does each activity. For example, you might help her write, "Recess, 20 minutes. Family walk, 30



minutes. Tag, 10 minutes." (Experts recommend 60 minutes of daily exercise.)

Play games

Get index cards, and work together to write instructions for games like badminton or hopscotch. You could read game rules aloud from a book or online. Then, your child can write or dictate them in her own words. Store the cards in a box, and pull one out each day. Help her read the instructions aloud before you play together. ♥

Meet the librarian

A librarian knows a lot about books and is a wonderful resource for little readers. Here are questions she can answer for your child.

Where is it? If your youngster is looking for magazines or audio books, the librarian can steer him in the right direction. She'll help him get comfortable so he can find his own way the next time.

What should I read? A librarian will recommend books your child might enjoy hearing or reading. If he visits frequently, she'll get to know his tastes and suggest books selected just for him.

What's happening? Have your youngster ask for a calendar of events. Together, you can find out about story hours and other fun library events to attend. ♥



What poems are made of

Poetry is full of rhythms, rhymes, and interesting words. Get some volumes of children's poetry, and encourage your youngster to consider what poems are "made of."

● **The perfect word.** Your child can learn about word choice with this idea. Pick a poem (say, "My Brother's Bug" by Jack Prelutsky), and read two lines, leaving out a word. ("My brother's bug was [blank] and plump, / It did not run, it could not



jump.") Ask your child to think of a word to go in the blank that lets him clap a steady rhythm. *Example:* Big or cute would work, but not creepy or crawly. Then, tell him which word the poet chose (*green*). Which does he like better—his word or the poet's? Why?


● **My poetry collection.** Suggest that your youngster collect poems that he likes. He can use colored pencils to copy each one on a piece of paper and illustrate it. He might write rhyming words (*night, bright*) with the same color or circle all the describing words (*yellow, crunchy*). Let him keep his poems in a binder. He'll love reading them with you over and over, and soon he'll be able to read them himself.♥



Guess my sorting rule

Sorting words can help your child notice all kinds of things about them. She might pay attention to a word's vowels and consonants, its length, or its part of speech, for instance. Play this game to build her knowledge of words.

1. Let her get a favorite book and a stack of index cards. Help her pick at least 10 words from the book (*pizza, cow, love*) and write each one on a separate card.



2. Have your youngster sort the words according to a secret rule. For example, she might arrange them according to how many letters they have or whether they start with a vowel or a consonant. Your job is to guess her rule.

3. Next, you sort the words using a different rule, and she has to figure it out.

4. Then, ask your child to get another book, pick 10 more words, and play again.♥




Read nonfiction aloud

My son Shane isn't as interested in hearing me read stories as his sister was at his age. I mentioned this to his teacher, and she suggested that I try reading nonfiction.

Mrs. Rose explained that some children prefer books about "real things." And that's a good thing, she said, since kids are expected to read more and more nonfiction as they get older. She also said many kids love fact books like almanacs, volumes of trivia, and world record books.

The teacher was right. My son enjoys listening to me read from *National Geographic Kids Almanac* and *Time for Kids Big Book of Why*—and he's learning new facts all the time.♥



Q&A Be a good audience

Q When we go to puppet shows or concerts, my daughter fidgets and talks. How can I help her become a better listener?

A Explain to your daughter that listening is easier if she also watches, so suggest that she keep her eyes on the show.

Encourage her to listen "actively" by thinking of comments or questions she might want to say or ask after the performance. If you go to her brother's band concert, for instance, she could

think of a compliment to give him. Or if you attend a reptile program at a nature center, she can come up with a question to ask the presenter.

At home, talk about what she heard.

You could tell her your favorite instrument and find out which one she liked best. Or ask, "What did you learn about turtles?" She'll get used to being asked questions—and she may listen harder so she's able to answer them and give you her opinions, too!♥



OUR PURPOSE

To provide busy parents with practical ways to promote their children's reading, writing, and language skills.

Resources for Educators, a division of CCH Incorporated
 128 N. Royal Avenue • Front Royal, VA 22630
 540-636-4280 • rfeustomer@wolterskluwer.com
 www.rfeonline.com
 ISSN 1540-5648